

How to Play iTunes Movies on Amazon Kindle Fire

Posted by Andy Miller on July 30, 2014 6:20:35 PM.

"I recently abandoned my old iPad and switched to the Amazon Kindle Fire. I haven't realized the problem until I planned to transfer my iTunes movies to the Kindle for watching. It seems that the movies from my iTunes library are not supported by Kindle Fire? But I have a large number of iTunes movie files. I would like to know if there is any way to put those movies from iTunes to Kindle Fire for playback."



When you got a new Amazon Kindle Fire, you may need to transfer your iTunes movies to the Kindle for watching. Here are some quick tips to help you to get it done on Mac.

Why We Need to Transfer iTunes Movies to Kindle Fire

To compete with iPad in the tablet market, Amazon has been busy in updating its Kindle Fire line in recent years. From Kindle Fire, Kindle Fire HD to the newest Kindle Fire HDX, all of the devices received positive reviews for the stunning features and stable performance. Thus more and more consumers intend to buy Kindle Fire when choosing a tablet. But the problem is, unlike iPad, the Amazon Kindle Fire can't play movies from iTunes due to Apple's FairPlay DRM protection which restricts iTunes movies to be played on Apple's devices only. For those who owns hundreds of movies and TV episodes saved in iTunes, they won't likely to give up the movies when they got the Kindle Fire, so they would probably seek for a solution to transfer the protected iTunes movies to Kindle Fire for playback.

How to Put iTunes Videos to Kindle Fire Series

In this case, it's important to find out a way to crack the DRM protection from iTunes movie rentals and purchases and then convert the movies to Kindle Fire compatible video formats, like MP4 before transferring the movies to Kindle Fire. You may wonder whether there is an all-in-one iTunes DRM video converter tool that can convert the DRM-locked iTunes to MP4 while getting rid of the DRM restriction. Fortunately, there is! [TunesKit iTunes to Kindle Fire Video Converter for Mac](#) is such an iTunes DRM removal software to strip DRM off iTunes videos as well as convert iTunes movies to common MP4 format supported by Amazon Kindle Fire on Mac OS X 10.8 or later.

Now free download the demo version of this iTunes to Kindle Fire Converter and follow the tutorial below to start to convert iTunes movies to Kindle Fire/Kindle Fire HD/Kindle Fire HDX with ease.

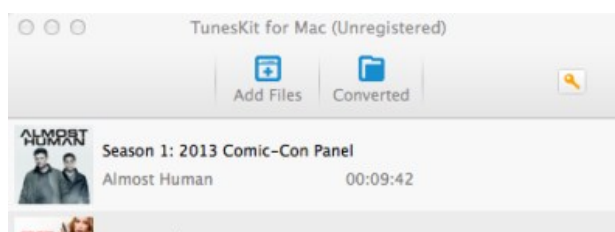







Step-by-Step: Convert iTunes Movies to Kindle Fire/HD/HDX

Step 1 Add M4V Movies from iTunes Library

You got two options to import iTunes movies into the iTunes DRM Video Converter for Mac.

- 1) Click "**Add Files**" button in the program to select the movies or TV shows from the pop-up iTunes library drop-down list. You can load the videos by clicking "**OK**" button then.
- 2) You can also add the iTunes movie files by dragging and dropping.









	Piper Perabo Interview Covert Affairs	00:03:19
	Harriet Smith Q&A Emma Approved	00:02:17
	Pilot Gang Related	00:46:38
	Season 2: Trailer Vikings	00:01:02
	2013 Comic-Con Panel The 100	00:14:01

Output:

Step 2 Start to Convert iTunes Videos to Kindle Fire

Once the iTunes movies loaded successfully, click "**Convert**" button to begin converting iTunes M4V files to MP4 format. After the conversion, you can go to the output folder to find the DRM-free iTunes movies and transfer them to your Kindle Fire to play via USB.

TunesKit for Mac (Unregistered)

	Season 1: 2013 Comic-Con Panel Almost Human	00:09:42
	Piper Perabo Interview Covert Affairs	00:03:19
	Harriet Smith Q&A Emma Approved	00:02:17
	Pilot Gang Related	00:46:38
	Season 2: Trailer Vikings	00:01:02
	2013 Comic-Con Panel The 100	00:14:01

Output:



You may also like

- [How to Convert iTunes Movies to Samsung Galaxy S5/S4/S3](#)
- [How to Convert iTunes Movies to HTC One M8/M7](#)



[Andy Miller](#) joined TunesKit since 2013. He likes to spend his time to work on some new skills and gadgets. He's a writer as well as a computer geek.

SHARING IS GREAT!
[Tweet](#)

 SAVE PAGE AS PDF

Leave a comment

Rating



YourName

* 1 to 50 chars

email

Internet Email

Comments

UBB Editor

Submit

[Home](#) > [Tutorials](#) > [Transfer iTunes Videos to Amazon Kindle Fire](#)

HOT Topic

[How DRM Works?](#)

[How to Convert iTunes M4V to MP4?](#)

[Top iTunes DRM Removal Software Reviews](#)

[Watch iTunes Movies on Samsung Galaxy](#)

[Upload iTunes Video Clips to YouTube](#)

Awards and Editor Reviews



CONNECT WITH US



[Home](#) | [About](#) | [Upgrade & Refund Policy](#) | [Affiliate](#) | [Press Release](#) | [Sitemap](#)

Copyright © 2012-2014 [www.tuneskit.com](#). All Rights Reserved.

