

## How to Transfer iTunes Movies & TV Shows to Amazon Fire Phone

### Amazon Fire Phone: What You Need to Know

#### The only smartphone with Dynamic Perspective, Firefly, Mayday

**Amazon Fire Phone**, unveiled on June 18, 2014, is the first smartphone designed and developed by Amazon. Just like the Kindle Fire HD tablets, the Fire Phone is also an Android-based device running Amazon's custom software. It's got a 4.7-inch IPS LCD display of glass on both sides and powered by a Snapdragon 800 with 2GB of RAM.



In addition to all those basic tech specifications, what makes the Fire Phone so special are actually three unique features introduced by it. Among them, the most important one is called Dynamic Perspective. It is also known as 3D effects which refers to a custom-designed sensor system that responds to how you hold, view, and move the Fire Phone. Another notable feature is Firefly, a tool that automatically recognizes text, sounds, and objects then offers a way to buy it through Amazon's online store. And the last, Mayday, the 24-hour customer service from Amazon.

### Why Can't iTunes Movies Play on Amazon Fire Phone

Now the Amazon Fire Phone is officially available for order from AT&T. Those who have preordered it should already have the phone in your hands. However, despite of all the cool features, the Amazon Fire Phone leaves much to be desired. For example, you'll find it's inconvenient to directly watch movies and TV shows from iTunes library on Amazon Fire Phone.

Actually it has something to do with FairPlay DRM, a technology created by Apple to prevent iTunes content from being stolen by others. Adopted with DRM, all movies and TV episodes from iTunes are protected in M4V format which is restricted to be recognized and played on Apple's devices only. Therefore, we can't directly transfer iTunes movies to Amazon Fire Phone or any other non-Apple devices for playback.

## Introduce iTunes to Amazon Fire Phone Video Converter

In order to make those protected M4V iTunes movies and TV shows watchable on Amazon Fire Phone, we should firstly crack the DRM protection and convert the M4V files to non-DRM formats, such as MP4 that is supported by Amazon Fire Phone.

Thankfully, there are indeed a variety of such kind of iTunes DRM removal programs in the market that are able to remove iTunes DRM and convert iTunes M4V to MP4 for Amazon Fire Phone. For Mac users, the best choice is [TunesKit iTunes to Amazon Video Converter for Mac](#). It is one of the most powerful iTunes DRM video converter developed by TunesKit Studio to help iTunes users get rid of FairPlay DRM from iTunes movies and TV shows for good. With the help of this smart iTunes DRM removal application, you are able to stream and watch any iTunes videos, no matter rented or purchased, on Amazon Fire Phone whenever you like.

While for Windows users, [TunesKit iTunes to Amazon Fire Phone Video Converter for Windows](#) is the best alternative to convert DRM-ed iTunes M4V to Amazon Fire Phone MP4 on Windows.

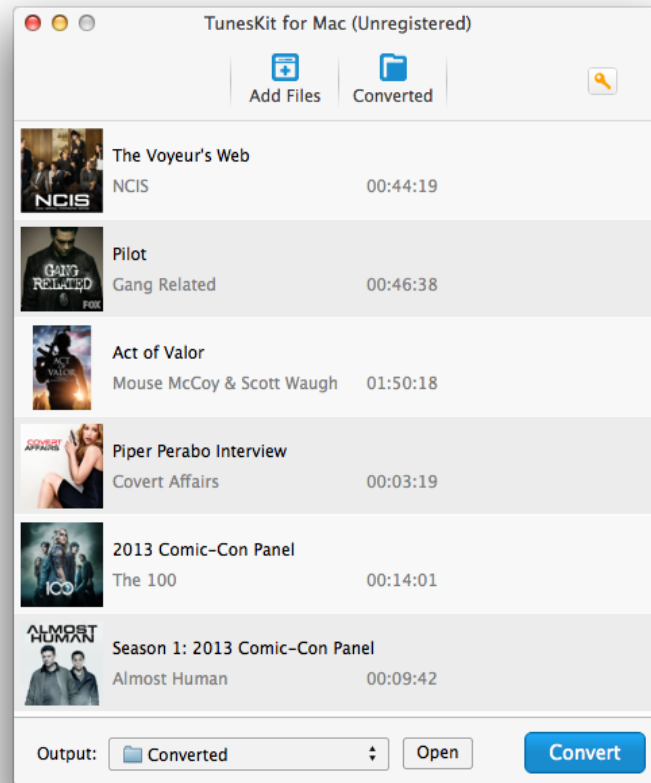
The following is the tutorial on how to remove DRM from iTunes movies and convert M4V to MP4 for Amazon Fire Phone on Mac with TunesKit iTunes DRM Video Converter for Mac. You can download the trial version and follow the instructions to see how it actually works.

- [Download iTunes to Amazon Fire Phone Converter Free Trial](#)

## HowTo: Convert iTunes Movies & TV Shows to Amazon Fire Phone

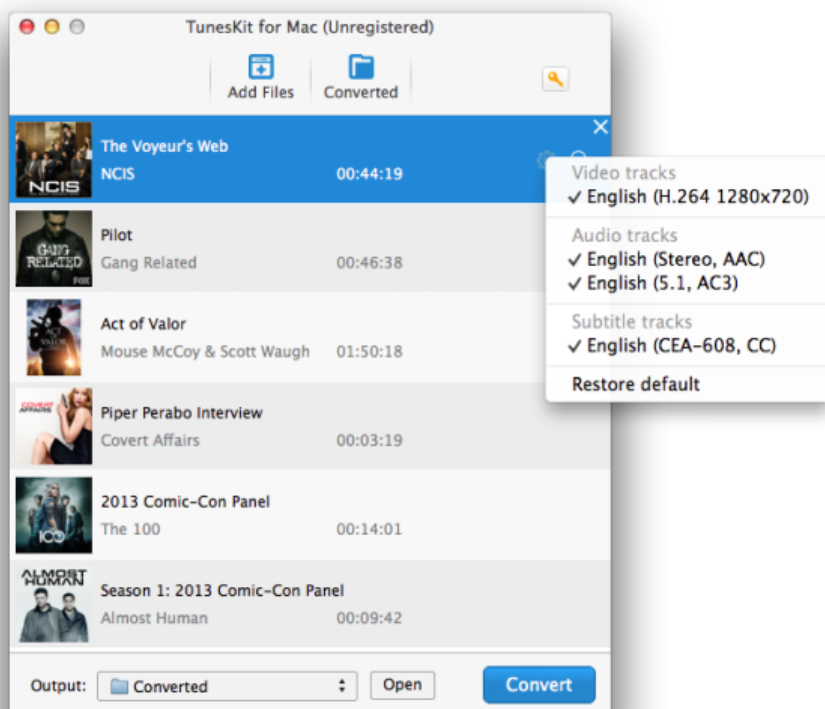
## Step 1 Add Protected iTunes M4V Movies

Launch iTunes to Amazon Fire Converter and click the "**Add Files**" button in the program. Select the movies or TV shows you want to convert to Amazon Fire Phone from the drop-down list. Then click "**OK**" to load all the selected M4V videos.



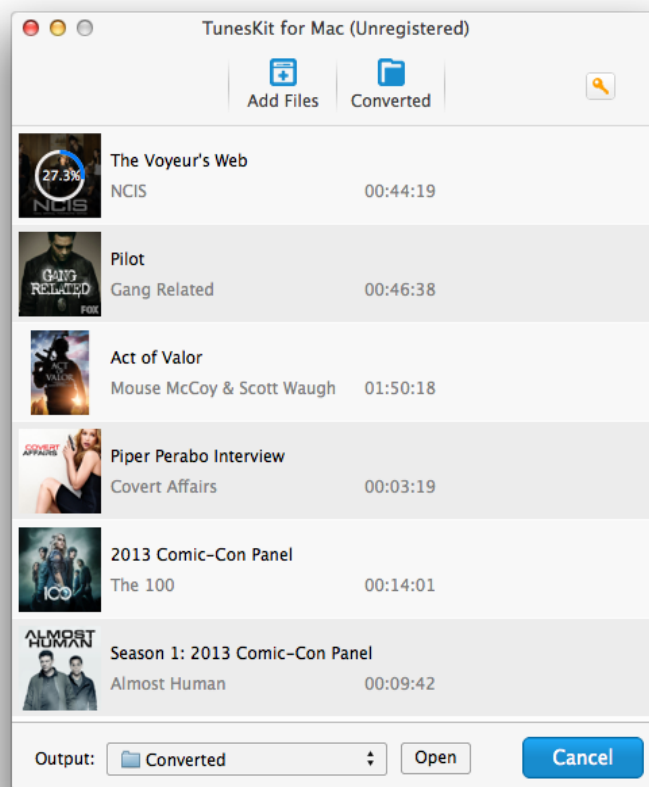
## Step 2 Set Output Audio Tracks & Subtitles

Once the iTunes movies are successfully added, you can customize the output audio tracks and subtitles by clicking the "**Settings**" icon listed behind the movie's name.



### Step 3 Convert iTunes M4V to Amazon Fire Phone Compatible MP4

Click "**Convert**" button to begin removing DRM and converting the protected iTunes M4V to MP4 format supported by Amazon Fire Phone.



After the conversion, you can go to the output folder to find the DRM-free iTunes movies and TV shows and transfer the videos to Amazon Fire Phone for playing via USB cable.

### **Transfer iTunes movies to other Amazon Fire devices? Read on...**

- [How to Play iTunes DRM Movies on Amazon Kindle Fire](#)
- [How to Watch iTunes Videos on Amazon Fire TV](#)